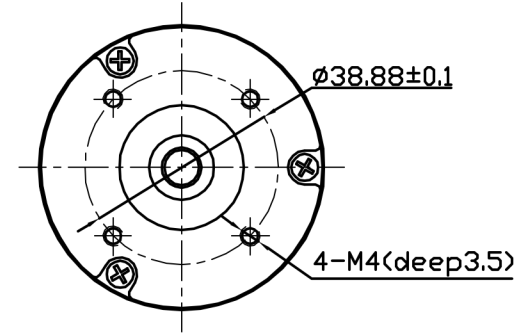
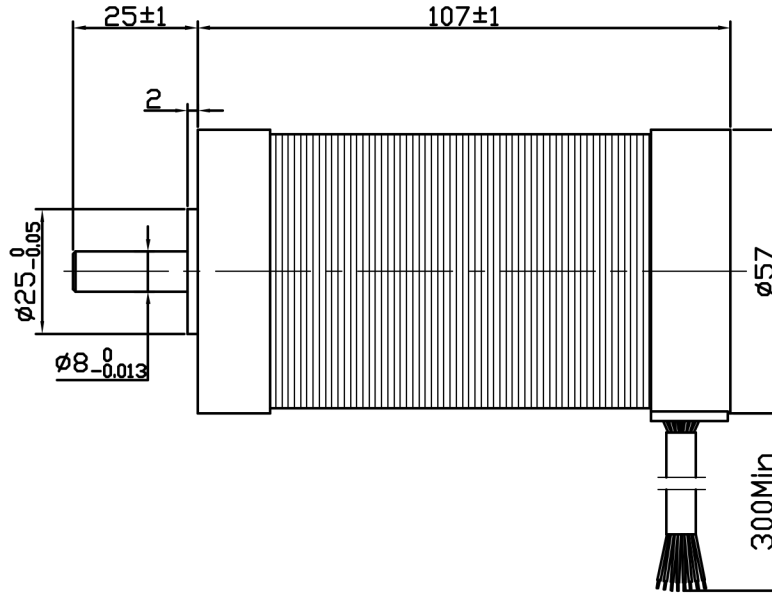
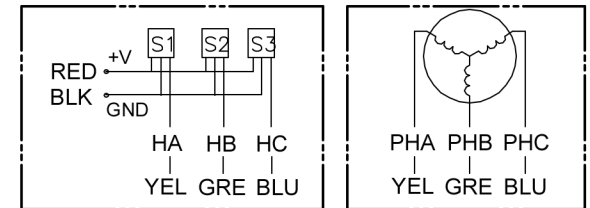


Dimension:
Unit=mm



Connection diagram:



Hall sensor cable

Wiring cable

Note: hall sensor power supply
voltage +5 to +20VDC

ROTATION: CCW SEE FROM LEAD END

MANUFACTURER MODEL	JK57BLS04
NUMBER OF POLES	4
PHASE TO PHASE RESISTANCE	0.42 OHMS
NOMINAL VOLTAGE	36 VDC
NO LOAD SPEED	4800±10% RPM
NO LOAD CURRENT	0.9 Amps Max.
RATED TORQUE	0.44 N-m
RATED SPEED	4000±10% RPM
OUTPUT POWER	184 W
BACK EMF CONSTANT	7.5 V/kRPM
TORQUE CONSTANT	0.072 N-m/A
INSULATION CLASS	B

ELECTRICAL CONNECTION TABLE

+5V	RED	红	UL1007 26AWG
HALL U	YEL	黄	
HALL V	GRE	绿	
HALL W	BLU	蓝	
GND	GND	黑	
PHASE U	YEL	黄	UL1007 18AWG
PHASE V	GRE	绿	
PHASE W	BLU	蓝	

					Title:			Changzhou BesFoc Motor Co., Ltd
					Specification			
REV.	QTY.	No.	SIG.	DATE	CLS.MAK WEIGHT SCALE			BF57BLS04
DESIGN			STD.					
CHECK								www.besfoc.com
PROC.			APPR.		PAGE: 1/1			